

EZ Set Elite™

Sizes: 2' x 2' - for locations requiring 2' direction of travel
3' x 2' - for locations requiring 3' direction of travel

Colors: spice, dark brown, brick red, charcoal gray



Safety yellow, safety red and custom colors available upon request.

Proudly made in the USA, with a 5-year limited warranty.

Other products from Detectable Warning Systems ...

RediMat™ - Surface Applied Detectable Warnings

- Proprietary "peel and stick" adhesive system, 10-minute installation
- Unbreakable, UV protected polyurethane construction
- Semi-rigid material allows for superior conformance on uneven surfaces



EZ Set Tile™ - Cast-in-Place Detectable Warnings

- Solid installation in minutes, eliminates air pockets underneath tile
- Unique double reinforced polymer concrete construction
- Replaceable anchoring system allows for fast replacement should the need arise



Providers of innovative detectable warning products since 1994



Toll Free: 866.999.7452
www.detectable-warning.com
info@detectable-warning.com

Copyright © 2010 Detectable Warning Systems, Inc.



Detectable Warning Systems, Inc.
8081 Philips Hwy.
Suite 22
Jacksonville, FL 32256

EZ Set Elite™ Cast-in-Place Detectable Warnings



... where ADA compliance
and architecture meet

Brick Pattern
Architectural Colors
Cast-in-Place Design




Providers of innovative detectable warnings since 1994

EZ Set Elite™

... where ADA compliance and architecture meet

We've all seen it... a beautifully designed building with great landscaping. A nicely themed section of town with coordinated streetscapes. And then the bright shiny yellow detectable warnings, or the broken, uneven brick pavers. ADA compliance is not only the law, but the right thing to do. But does it have to be at the expense of the aesthetic design of the building or streetscape?

Not anymore. Introducing the EZ Set Elite™ from Detectable Warning Systems. A detectable warning with proven performance, architectural colors and a patent pending integrated TripLess™ brick pattern. Cast-in-place for durability, yet replaceable should the need ever arise. Elite™... where ADA compliance and architecture meet.

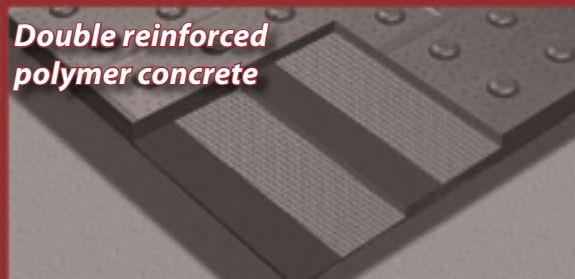



The EZ Set Elite™ tiles are designed to be set into wet concrete. They exceed all ADA, FHWA, California Title 24 and other regulations which require a tactile warning surface for visually impaired pedestrians.

Product Comparison

	EZ Set Elite™	Brick Pavers	Other
Brick Pattern	✓	✓	
Architectural Colors	✓	✓	
Textured Finish	✓	✓	
Architectural Integration	✓	✓	
Replaceable	✓		*
Reinforced Polymer Concrete Material	✓		
High Compressive Strength	✓		✓
Superior Wear Resistance	✓		✓
Ease of Installation	✓		✓
100% Contact with Concrete Substrate	✓		
Wet-Set Installation	✓		✓
Anchored to Substrate	✓		✓
Level Installation	✓		✓
TripLess™ design	✓		

* Limited availability



Easy installation

Double reinforced polymer concrete

Replaceable

TripLess™ brick pattern