





detectable
warning systems

Providers of innovative detectable warning products since 1994



Since 1994 ...

Detectable Warning Systems, Inc. has been a pioneer in providing innovative and economical detectable warning products. Our products provide ADA compliant tactile warning surfaces for visually impaired pedestrians at a reasonable cost to contractors, cities, counties, transit authorities and other agencies.

We continue to focus on quality, durability and ease of installation. At Detectable Warning Systems, we stand behind our products with a 5-year limited warranty and a trained customer service team ready to offer expertise and advice.

ADA Compliance

All Detectable Warning Systems' products meet or exceed all ADA, FHWA, California Title 24 and other regulations which require a tactile warning surface for visually impaired pedestrians. Our detectable warnings are manufactured of slip resistant materials that utilize a 2.35-inch inline truncated dome pattern.

The Most Installer-Friendly Products Available

Our products install in less than 10 minutes from start to finish. Installers save time and money while minimizing facility down-time and pedestrian disruptions.

Long-Lasting Construction and a 5-Year Warranty

Detectable Warning Systems' RediMat surface applied mats and EZ Set polymer concrete cast-in-place tiles are proven to provide years of useful life. Our products are backed by a 5-year limited warranty covering defects in workmanship and materials.



All of our products are proudly made in the U.S.A.

8081 Philips Highway, Suite 22
Jacksonville, FL 32256

Phone: 866.999.7452

Fax: 904.448.4076


info@detectable-warning.com
www.detectable-warning.com

surface applied

RediMat™

the original flexible surface applied mat

The original surface applied RediMat detectable warning is constructed of extremely durable, UV protected polyurethane. This flexible mat has a proprietary pre-applied adhesive system that enables installation in less than 10 minutes, drastically reducing labor time and expense, but not at the expense of durability. **RediMat – Install in Minutes, Comply for Years.**



- **No adhesives to apply** – simply remove protective backing
- **Conforms to uneven surfaces** – flexible polyurethane material
- **Unbreakable** – will not chip, crack, or splinter
- **Installs on both asphalt and concrete** – multi-surface adhesive system



RediMat WZ™

surface applied mat designed for temporary work zones

The surface applied RediMat WZ is designed to keep temporary work zones in full ADA compliance. Manufactured of the same polyurethane materials as the original RediMat, the RediMat WZ is durable, compliant, versatile and reusable.




- **Work zone compliant** – meet ADA specifications in a safety orange color
- **Long- or short-term applications** – available with or without pre-applied adhesive system
- **Installs on concrete, asphalt, wood or metal** – use pre-applied adhesive system or mechanically anchor
- **Reusable** – durable polyurethane construction withstands removal and reuse

EZ Set Tile™

premium cast-in-place detectable warning

The replaceable cast-in-place EZ Set Tile is an incredibly strong, double-reinforced polymer concrete composite. At ½" thick with a stainless steel anchoring system, the EZ Set Tile installs in less than 5 minutes.



- **Superior durability** – all season product ideal for high wear conditions such as transit platforms and shopping cart areas
- **True cast-in-place** – ½" thick tile installs *in* the concrete, *not on top*
- **Flat surface on bottom** – eliminates air pockets reducing associated strength and installation issues
- **Replaceable** – removal and replacement in minutes without the need for reconstruction



EZ Set Elite™

where ADA compliance and architecture meet

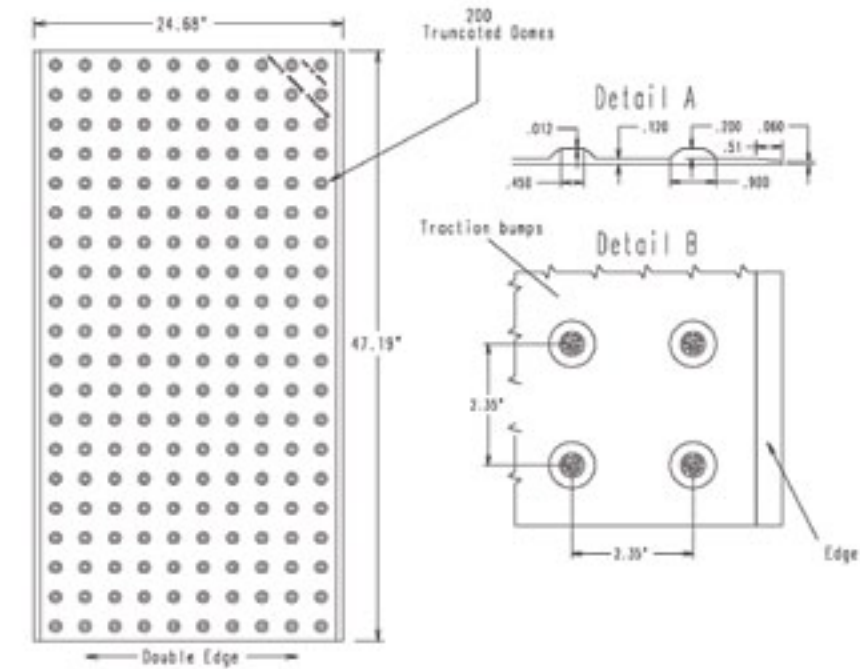
The EZ Set *Elite* is ideal for use where architectural aesthetics are most important without making a compromise on performance. EZ Set *Elite* is manufactured to the same specifications as the premium, time-proven cast-in-place EZ Set Tile.



- **Continuous TripLess™ brick pattern** – classic look of brick without the hazards of uneven settling, broken pavers and paver joints
- **Installation simplicity** – significant labor savings over brick pavers
- **Architectural colors** – coordinates with and complements surrounding streetscapes
- **Proven performance** – same superior construction as the premium EZ Set Tile

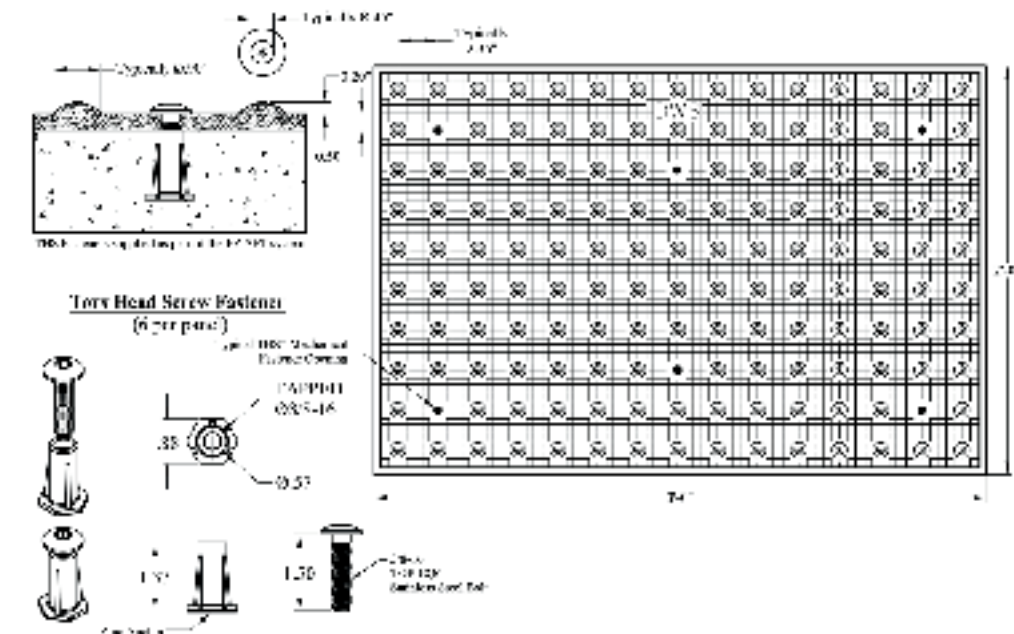


RediMat™



Hardness	90 (Shore A)	ASTM D 2240
Slip Resistance	.90	ASTM C 1028
Stain Resistance	No Significant Change	ASTM D 2299
Taber Abrasion	(1000gms/1000 cycles) 150 mgs	ASTM D 1044




EZ Set Tile™



	EZ Set Tile	Typical Sidewalk
Compressive Strength	16,000 psi	3,000 - 5,000 psi
Tensile Strength	2,083 psi	200 - 400 psi
Modulus of Elasticity	1,470,000 psi	300,000 psi
Shear Bond Strength	650 - 700 psi	120 - 140 psi

RediMat™

Standard Colors





-  Safety Yellow
-  Brick Red
-  Black
-  WorkZone Orange

Also available

-  Safety Red
-  Safety Blue
-  Charcoal Gray
- Custom Colors

EZ Set Tile™ - EZ Set Elite™

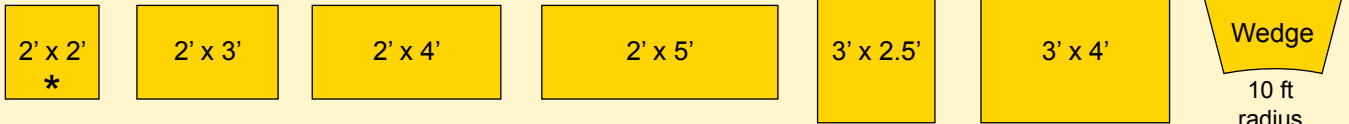
Standard Colors

-  Safety Yellow
-  Brick Red
-  Charcoal Gray
-  Safety Red

Also available

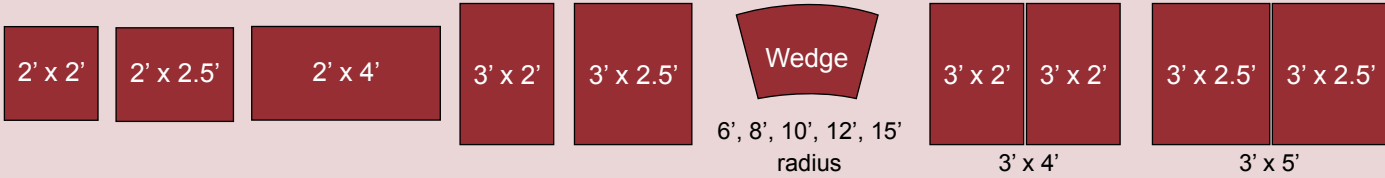
-  Spice
-  Dark Brown
- Custom Colors

RediMat™

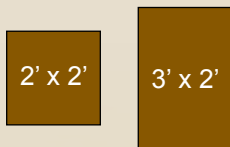


*Special order only

EZ Set Tile™



EZ Set Elite™



8081 Philips Highway, Suite 22
 Jacksonville, FL 32256
www.detectable-warning.com
info@detectable-warning.com

Phone: 866.999.7452
 Fax: 904.448.4076

Distributed By: